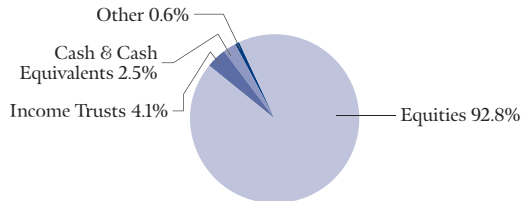


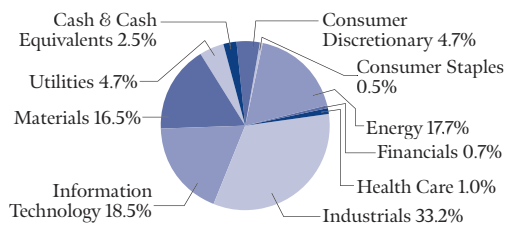
INVESTMENT OBJECTIVE & STRATEGY

To provide long-term capital growth by investing in a diversified portfolio of small-, medium- and large-sized companies which fit the Fund's environmental concept of sustainable development. Selection emphasizes companies with proven management, proprietary/strategic advantages, financial strength, above average sales or earnings growth potential, and favourable valuation levels.

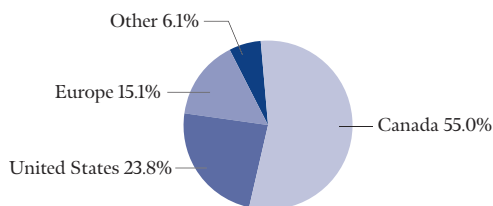
ASSET ALLOCATION



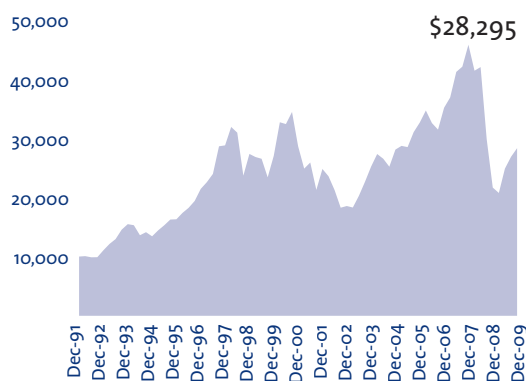
SECTOR ALLOCATION



GEOGRAPHICAL ALLOCATION



VALUE OF \$10,000 INVESTED SINCE INCEPTION



FUND FACTS

Fund Type: Canadian Equity

Advisor: Acuity Investment Management Inc.

Management Style: Growth at Reasonable Price

Date of Inception: December 31, 1991

Total Net Assets (millions): \$88.3

TOTAL COMPOUND RETURNS (for the periods ending December 31, 2009)

3 Months	5.4%
6 Months	13.9%
1 Year	30.7%
3 Years	(7.0)%
5 Years	0.2%
10 Years	0.5%
15 Years	5.1%
Since Inception	5.9%

CALENDAR YEAR RETURNS (for the periods ending December 31)

2009	30.7%
2008	(52.7)%
2007	30.3%
2006	7.7%
2005	16.2%

TOP 15 HOLDINGS

TOP 15 HOLDINGS	SECTOR	COUNTRY	%
Petrobank Energy and Resources Ltd.	Energy	Canada	4.9%
Neo Material Technologies, Inc.	Materials	Canada	4.4%
GLV Inc.	Industrials	Canada	3.6%
Itron Inc.	Information Technology	United States	3.4%
5N Plus Inc.	Information Technology	Canada	3.1%
Johnson Controls, Inc.	Consumer Discretionary	United States	2.9%
Cisco Systems Inc.	Information Technology	United States	2.9%
AltaGas Income Trust	Energy	Canada	2.9%
Praxair Inc.	Materials	United States	2.8%
Cascades Inc.	Materials	Canada	2.7%
Alstom S.A.	Industrials	France	2.5%
Rubicon Technology, Inc.	Information Technology	United States	2.4%
Suncor Energy Inc.	Energy	Canada	2.4%
Trina Solar Ltd.	Industrials	Cayman Islands	2.4%
IESI-BFI Ltd.	Industrials	Canada	2.2%

Commissions, trailing commissions, management fees and expenses all may be associated with mutual fund investments. Please read the prospectus before investing. The indicated rates of return are the calendar year and the historical annual compounded total returns including changes in unit value and reinvestment of all distributions and do not take into account sales, redemption, distribution or optional charges or income taxes payable by any security holder that would have reduced returns. Mutual funds are not guaranteed, their values change frequently and past performance may not be repeated. The payment of distributions is not guaranteed and may fluctuate.