



Investing in Global Environmental Solutions

The Acuity Clean Environment Equity Fund

INVESTMENT OBJECTIVE & STRATEGY

To provide long-term capital growth by investing in a diversified portfolio of small-, medium- and large-sized companies which fit the Fund's environmental concept of sustainable development. Selection emphasizes companies with proven management, proprietary/strategic advantages, financial strength, above average sales or earnings growth potential, and favourable valuation levels.

INVESTOR SUITABILITY

- Investors interested in major environmental trends including climate change, air and water quality, waste reduction and disease control.
- Investors seeking capital appreciation of Canadian and Global equities.
- Investors with long term investment horizon and moderate tolerance for risk.

WHY INVEST IN THIS FUND?

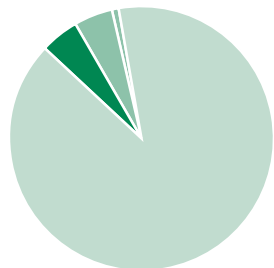
- Significant growth potential associated with opportunities in the Fund's core themes:
 - Energy and Power Solutions
 - Waste Management and Pollution Control
 - Water and Wastewater Solutions
 - Human Health and Safety



ACUITY
FUNDS LTD

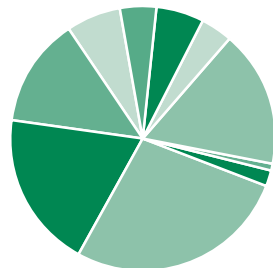
The Acuity Clean Environment Equity Fund

As at February 28, 2010



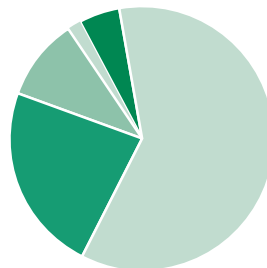
ASSET ALLOCATION

Equities	89.8%
Income Trusts	4.8%
Cash & Cash Equivalents	4.7%
Other	0.7%



SECTOR ALLOCATION

Consumer Discretionary	5.8%
Consumer Staples	3.7%
Energy	16.9%
Financials	0.7%
Health Care	2.0%
Industrials	27.2%
Information Technology	19.0%
Materials	13.4%
Utilities	6.6%
Cash & Cash Equivalents	4.7%



GEOGRAPHICAL ALLOCATION

Canada	60.4%
United States	23.2%
Europe	10.0%
Asia Pacific	1.5%
Other	4.9%

TOTAL COMPOUND RETURNS

3 months	6 months	1 Year	3 Years	5 Years	10 Years	15 Years	Since Inception
(0.6)%	5.7%	34.8%	(9.3)%	(2.0)%	(2.9)%	4.6%	5.6%

CALENDAR YEAR RETURNS (for the periods ending December 31)

2005	2006	2007	2008	2009
16.2%	7.7%	30.3%	(52.7)%	30.7%

For more information, please contact your Acuity Representative at

1.800.461.4570 or visit www.acuityfunds.com

FUND FACTS

Fund Type: Equity

Advisor: Acuity Investment Management Inc.

Management Style: Growth at Reasonable Price

Date of Inception: December 31, 1991

Total Net Assets (millions): \$83.5

TOP HOLDINGS	THEME	SECTOR	COUNTRY	%
Petrobank Energy and Resources Ltd.	Energy & Power	Energy	Canada	4.7%
Neo Material Technologies, Inc.	Energy & Power	Materials	Canada	4.3%
Johnson Controls, Inc.	Energy & Power	Consumer Discretionary	United States	3.8%
GLV Inc.	Water	Industrials	Canada	3.7%
Itron Inc.	Energy & Power	Information Technology	United States	3.3%
Trina Solar Ltd.	Energy & Power	Industrials	Cayman Islands	3.1%
Potash Corp. of Saskatchewan	Energy & Power	Materials	Canada	3.1%
AltaGas Income Trust	Energy & Power	Energy	Canada	3.1%
5N Plus Inc.	Energy & Power	Information Technology	Canada	2.8%
EnCana Corporation	Energy & Power	Energy	Canada	2.8%

Commissions, trailing commissions, management fees and expenses all may be associated with mutual fund investments. Please read the prospectus before investing. The indicated rates of return are the calendar year and the historical annual compounded total returns including changes in unit value and reinvestment of all distributions and do not take into account sales, redemption, distribution or optional charges or income taxes payable by any security holder that would have reduced returns. Mutual funds are not guaranteed, their values change frequently and past performance may not be repeated. The payment of distributions is not guaranteed and may fluctuate.

ACUITY
FUNDS LTD